



The Rose Society of South Australia Inc

Bulletin

Volume 65, Number 2

Apr, May, Jun 2026

*James
Galway*

David Austin Roses

Our Mission: to provide excellence and innovation in the promotion of the rose

Calendar of Events

April

Tuesday, 14th April
7pm

Members' Meeting, Goodman Building, Adelaide Botanic Garden—Miniature Roses. See page 23.

Sunday, 19th April
10am–3.30pm

Exhibitors Workshop, Fullarton Park Community Centre, 411 Fullarton Road, Fullarton SA. See page 9.

Sunday, 26th April
Midday–4.30pm &
Monday, 27th April
10am–4pm

Autumn Rose Show, Noel Lothian Hall, Adelaide Botanic Garden. See page 27 and the Show Schedule sarose.org.au for details.

People's Choice Saturday 25th April, Midday to 4pm and Sunday 26th April 10am to 4pm.

May

Saturday & Sunday,
2nd & 3rd May

Combined Branches Meeting and Chaffey Rose Club's 30th Anniversary in Renmark. See page 29.

Tuesday, 12th May
7pm

Special General Meeting followed by Members' Meeting, Goodman Building, Adelaide Botanic Garden—Roses and Numbers. See pages 8 and 23.

June

Tuesday, 9th June
7pm

Members' Meeting, Goodman Building, Adelaide Botanic Garden—Rose and Floral Photography Workshop. See page 23.

Sunday, 28th June
12.30–3pm

Pruning Demonstration, International Rose Garden, Adelaide Botanic Garden.

Highlights in this edition

Annual General Meeting Notice.....	7
Proposed changes to Constitution.....	8
Exhibitor's Workshop.....	9
New Rose Releases.....	13–18
Fleur Carthew's roses and trees.....	20–22
Autumn Rose Show.....	27
Chaffey's 30th and Combined Branches.....	29
Australian Rose Championships.....	32

Regular features

President's Message.....	5–6
New Members.....	6
Past Members' Meetings.....	9–12
Member's Pick.....	19
Penelope's Members' Meetings.....	23
Autumn Cultural Notes.....	24–25
International Rose Garden Volunteers.....	31
Branch Reports.....	33–37



COVER PHOTO **James Galway**, with permission, David Austin Roses
Our cover image is one of four new Australian releases of David Austin Roses in 2026 (p16). It was presented by David Austin's International Development Manager, Stefanie Williams, to members and guests in an online presentation in March (p 12). **James Galway** is a climber, growing to 375cm with a vigorous, upright habit. Its fragrant blooms are slightly domed in shape.



The Rose Society of South Australia Inc encourages, fosters, and extends the cultivation and appreciation of the rose. It also arranges, sponsors and conducts talks, demonstrations, exhibitions and shows, in line with its Constitution and By-Laws.

ABOUT

The Rose Society of South Australia's Bulletin is the official publication of the Society for members. It is produced quarterly in hard copy and digital formats.

REPRODUCTIONS

All content in this publication is covered by copyright. Any reproductions of editorial, photographs and/or graphics require permission from the creators.
Email bulletinrssa@gmail.com or phone 0407 547 337.

BACK COPIES

This and previous editions of The Rose Society of South Australia's Bulletin are available to members in digital format in the Members' area of the Society's website sarose.org.au

CONTRIBUTIONS

Members of The Rose Society of South Australia and invited guests provide content for this publication. Opinions expressed are not necessarily those of The Rose Society of South Australia Inc or the Editor.

sarose.org.au

**Members login: User name—rssa member; Password—flinders
Wagner's discount code: 100%ROSES!**

ISSN 2653-7338 (digital)

ISSN 2653-732X (print)

WEB ADMINISTRATOR Chris Kelly cpkelly123@bigpond.com

EDITED by Celia Painter, 86 Grevillea Way, Woodside SA 5244.

Email bulletinrssa@gmail.com or phone 0407 547 337

PRINTED by Eureka Printers, Kidman Park, South Australia

The Rose Society of South Australia Inc

Patron

Mr Rod Bunten, Government House

Vice Patron

Mr Michael Keelan

Council

President: Mr Gavin Woods	0429 021 006	gbwoods@adam.com.au
Secretary: Mrs Diane vom Berg	0416 073 957	rssasecretary@gmail.com
& Immediate Past President		
Treasurer: Mr Paul Flavel	0493 755 760	rssatreasurer@gmail.com
	PO Box 51, Unley SA 5061	
Vice President: Ms Penelope Schulz	0437 505 010	penelopeannes@bigpond.com
Vice President: Mr John Humphries	0439 706 324	johnandmaureenhumphries@gmail.com
Show Manager: Mrs Joy Johnson	0418 895 438	joyjohnsonbruce1947@gmail.com
Bulletin Editor: Ms Celia Painter	0407 547 337	bulletinrssa@gmail.com
Publicity: Mrs Melanie Trimper	0410 858 528	ktrimper@bigpond.net.au
Mr John Bradshaw	0417 081 204	headcutter@bigpond.com
Ms Harriet Eivers	0403 686 426	harrieteivers@icloud.com
Mr Tate Hancox	0488 160 073	tatehancox@gmail.com
Mrs Maureen Humphries	8270 7949	magnoli2026@gmail.com

Chaffey Rose Club

President: Mrs Elly Johnson
PO Box 66
Paringa SA 5340
08 8595 5206
ellyjohnson1951@gmail.com

Secretary: Mrs Dale Kerin
12 Kokoda Avenue
Renmark SA 5341
08 8586 4053 0420 383 948
dale48K@gmail.com

South East Branch

President: Ms Kelly Hillstone
PO Box 3361
Mount Gambier SA 5290
0439 363 858
kelly@hillstone.net.au

Secretary: Mrs Annie Clifford
PO Box 190
Penola SA 5277
0408 372 428
yallum.annie@gmail.com

Roses on Eyre

President: Mrs Sandy McCallum
PO Box 53
Tumby Bay SA 5606
08 8688 4206 0407 884 234
mccallumsj@dodo.com.au

Secretary: Mrs Karen Miels
PO Box 3524
Port Lincoln SA 5606
0418 984 289
karmakazza@gmail.com

A message from the President

As we begin a new year, I am given to frequent thoughts of the fabulous works done by many, many members of our Society. I trust everyone has taken a break over the Festive Season and ask that you return to your membership with a renewal and eagerness to participate at some level. There will certainly be much to participate in.



Gavin Woods ARA

Just prior to Christmas, the Society was alerted to problems within the Rose Garden at Government House. Wendy Trimmer has, for some years, contributed to this garden by way of oversight and maintenance, on behalf of the Society. Wendy rushed to Government House once the alarm was raised which quickly saw a series of meetings occur, culminating in a small group from our Society now managing the Rose Garden. It was at the recommendation of Her Excellency, the Honourable Frances Adamson AC, that we became fully involved. I am delighted to say that we have received total cooperation from Government House, and we have seen the roses make a miraculous recovery. Soil testing, generously undertaken by Neutrog, has guided our remediation works. Two facts have been reinforced to me during this short period: firstly, it is amazing what water will do for plants; and secondly, roses are indeed tough individuals.

The roses at Government House are an important feature of the garden, incorporating varieties which have been selected to honour each of our former Governors. Her Excellency will soon begin the process of selecting a rose to be planted in her name. The Society has agreed to sponsor a large bed of roses which will be of Australian origin to replace some very dated and poorly performing roses. I want to thank Her Excellency for allowing us to be involved in this important project; I am confident that we can return the rose beds to a condition of which we can all be proud.

Our first meeting for the year was a great success, and I want to acknowledge the tremendous work done by Penelope Schulz in preparing the annual program. I know that Penelope spends many hours sourcing interesting and new topics to keep us entertained. I have had a sneak peek at the coming events, and I know that members will be pleased.

A workshop for exhibitors, both new and seasoned, will be held in April. This will precede our Autumn Show, looming quickly and which has some minor additions which will add interest. May sees the important Combined Branches Meeting, this year hosted by Chaffey Branch. Future events for the calendar include the National Rose Show and the National Rose Societies of Australia (NRSA) Annual General Meeting in October 2027, which will be held in South Australia, followed by a tour of New Zealand for interested participants in November of that year. All will be promoted via our publications and on-line platforms; please keep an eye out and join us if you can.

The National Show is being hosted by the Rose Society of NSW at historic Camden,

A message from the President continued

approximately 55km south-west of Sydney, this year. I would encourage as many of our members as possible to attend. It is a wonderful social event as well as an important administrative requirement in the management of our national peak body. Many South Australians have made significant contributions to the smooth functioning of the NRSA, including: Malcolm Watson OAM, ARA, SMA; Mary Frick ARA; and the late Dean Stringer OAM, ARA, SMA— to name a few. July will see Diane vom Berg ARA installed as National President, so please come to Camden to support her.

How wonderful it was to see our Past President and Life-Member, the late Walter Duncan ARA, SMA awarded an OAM posthumously in the recent Australia Day Honours List. Walter's contribution to the rose world is well documented and his contribution to charity through Open Days held at the wonderful Heritage Garden make him a very worthy recipient. We congratulate Kay and Walter's family on the award which regrettably he did not live to receive himself.

My retirement from paid employment just prior to Christmas has been a revelation and a change that I am enjoying immensely. I will no longer have excuses for all the maintenance jobs left undone and the garden not being quite up to scratch. What I am looking forward to mostly is being able to spend time visiting gardens and events that have previously been denied me due to the commitments of work, and to spending more time with family and friends and engaging in activities which enrich our connections. Roses will no doubt play a part in all of this.

Autumn is my favourite time of the year. After the blistering heat endured over Summer, milder temperatures should see our usual display of wonderfully colourful and fragrant roses. Efforts in trimming, feeding and watering undertaken in March will pay dividends. If you grow nice roses, why not share them with other members and the public and at our monthly meetings and our Rose Shows? The worst that can happen is that you become addicted—and there are probably worse addictions!

Gavin

We welcome our New Members

Those who joined to March 2026:

The Cedars—Hahndorf

Angela Koch—Moculta

Stephen Whittle—Kudla

Shylie McFettridge—Oakbank

Martin and Judith Videon—Delamere

Daniel and Natasha Devitt—Kangarilla

Alicia Thomas—Gulnare

Dilrukshi Nagahattena & Buddhika

Biyagama—Adelaide

Catherine Plunkett—Moonta Bay

Andrew Scott—Stirling

Jo Scott—Stirling

Carolyn Hemer—Blackwood

Plus new members who asked that their names not be published. We hope you will join us at our events and shows.



Annual General Meeting

Notice is given that the 118th Annual General Meeting of The Rose Society of South Australia Incorporated will be held at **7pm on Tuesday, 14th July 2026** in the Goodman Building lecture room, Hackney Road (adjacent to the State Herbarium and International Rose Garden in Adelaide Botanic Garden). Ample parking will be available in the adjacent car park.

Business of the Meeting

1. Confirm Minutes of the 2025 Annual General Meeting held on 29th July 2025.
2. Receive the President's report.
3. Receive the Treasurer's report.
4. Approve the Audited Financial Statements.
5. Elect Officer position and Councillors:
 - President
 - Vice President/s
 - Secretary
 - Treasurer
 - Councillors, who together with the above elected officers and the Immediate Past President Ex-Officio, form the Council of the Society.
6. To consider any other business referred by Council.

Members are reminded that as per the Society's Constitution nominations for the positions above, except that of Immediate Past President, shall be in writing and lodged with the Society Secretary prior to the start of the Annual General Meeting.

Diane vom Berg Secretary

The Treasurer's report will be available at the AGM; or an email copy can be arranged by contacting the Treasurer after the AGM.

We need your help on the Society's Constitution

Revisions to The Rose Society of South Australia's Constitution are being recommended by Council and will be put to members at a Special General Meeting, to be held immediately before the General Members' Meeting on 12th May 2026.

The revised document and the existing Constitution can be downloaded from the Society's website under the Member's Documents tab (sarose.org.au login—rssa member password—flinders).

The revisions maintain all key elements of the existing Constitution, such as the Society's objectives and activities, as Council believes the existing Constitution has served the Society well. Main differences in the revision include:

- splitting the election of Councillors over two years and implementing two-year serving periods to ensure corporate knowledge is not lost in a single election cycle—helping to future-proof the Society;
- incorporating some of the existing By-Laws in the Constitution, as rules around the maintenance and reporting of By-Laws to the Government have changed and Council feels it is easier to roll them into an existing document;
- limiting a President to serving two consecutive terms but being able to seek re-election after taking a break;
- reducing the number of Councillors by two, in line with current practice, intended to make for a more agile organisation which can respond quickly to changing circumstances.

Some other areas have been expanded upon to take in points associated with governance made in the existing By-Laws and for clarity. Ultimately, a Policies and Procedures document will be considered by Council to address issues that need to be regulated but do not require the Government's endorsement.

Members are asked to consider the revised document and direct any comments or concerns to the President, Gavin Woods, preferably by the end of April 2026.



Special General Meeting

7pm Tuesday, 12th May, 2026

Goodman Building, Adelaide Botanic Garden

Business of the Meeting

1. To Consider revisions to the Constitution of The Rose Society of South Australia Inc.

Note that the Special General Meeting will be followed immediately by the General Members' Meeting.

Diane vom Berg, Secretary

Gwen Moxham turns the pages on her bed of roses



Gwen Moxham

Much like life, developing an oasis of roses at home has its prickles and who better to tell such a story than one of the Society's most popular presenters, Gwen Moxham—exhibitor, Show Bench meeting coordinator and rose judge. Gwen was the speaker at the Members' Meeting in February.

We learnt that the romance of roses which captured Gwen's attention in childhood has never left her, despite thorny issues along the way.

Gwen opened with post WWII childhood recollections of life upon moving from Adelaide to Mt Barker where her parents built a house on their farm and of visiting a carpenter's shop to organise her bedroom furniture. Young Gwen marvelled, taking in the smells of exotic rose and other woods from which her bedroom furniture was to be fashioned. Pink curtains and a bedspread decorated with cabbage roses all but completed her accommodations of those early years. Gwen's mother, a skilled, knowledgeable and talented gardener, completed the picture for Gwen, planting a rose garden just outside her bedroom window. **Peace, Blackboy, Apricot Nectar** and **Crimson Glory** framed life beyond the bedroom window. *Continued over*

February Show Bench winners

BEST ROSE Gavin Woods with **Over the Rainbow**.

A Grade—1st, 2nd and 3rd Gavin Woods **Over the Rainbow, Rise 'N' Shine** and **Crimson Silvetta**.

B Grade—1st and 2nd Les Johnson **Brigadoon** and **Magic Show**.

C Grade—1st and 2nd Harriet Eivers **Pink Forest** and **Pope John Paul II**.

Kids Corner—1st Darcy Eivers **My Valentine**, 2nd Andrew Eivers **Darcey Bussell**

Exhibitors Workshop

Sunday 19th April

10am—3.30pm

**Fullarton Park
Community Centre**
411 Fullarton Road, Fullarton

Beginners to Seasoned Exhibitors

All aspects of exhibiting roses will be covered, from the Standards of judging to picking and preparing suitable blooms, as well as staging Champion exhibits.

Merv Trimper and Gavin Woods will conduct the workshop.

Fully catered

**Notify Gavin Woods by
1st April 2026 to attend.**

gbwoods@adam.com.au

0429 021 006.





Pathways meander around Gwen and Ken’s garden beds.



Pat Austin is among roses in Gwen’s David Austin bed.



Roses and other cultivars create a cottage garden effect.

One of Gwen’s guiding principles for roses, “You will be taken out if you do not perform!” took seed in those early years, and only recently she told her *Crimson Glory* rose, a favourite cultivar in her childhood, just that. After years of her *Crimson Glory* “sulking”—producing dull, small flowers—the rose produced a glorious display. It seems Gwen has had no compunction in silently issuing the words to countless roses she has planted.

Although revelling not only in her childhood garden and tales like *Sleeping Beauty*, *Rose Red and Snow White* and *Beauty and the Beast*, all of which feature roses, Gwen was soon to learn there was more to roses than romance. Weeding, watering, dead heading and coping with pests awaited. So did an expansion to her life.

Gwen was to complete schooling, graduate from university, meet Ken and marry in 1966 and move to Cambridge where Ken was to undertake a PhD. She took on the mantle of teacher at a UK school and delighted in the gardens of her environs and grand homes they visited. She discovered exquisite long borders of roses, roses tumbling over arches, climbing into trees, framing doorways and placed with complementary plants.

Gwen and Ken returned to Australia, living firstly in Melbourne, buying a house on a garden foundation of “fill” that could only be tackled with a pick and mattock, and ultimately leaving soil and compost they had imported onto the site to return to Adelaide in 1973.

They settled at Birksgate, built a home on a block that Gwen described as “a wilderness of weeds” and which had clay soil so heavy that a brick factory operated in a nearby suburb in much earlier years. There were and continued to be obstacles: initially a discrepancy between the road level and the property, the soil profile, weeds in diverse abundance, possums and parrots, and water restrictions that came with the Millenium Drought.



Ken’s engineering ingenuity, physical strength, determination to address mistakes like an opportunistic purchase of “soil” being hauled by a truck along their street, support for Gwen and his own appreciation of beautiful gardens and roses, has seen him tackle big issues. He has done things like hiring and operating a beast of a rotary hoe, organising the sinking of a bore, developing a sophisticated automated watering system with a mixture of sprays and drippers, and providing physical strength with an array of gardening tools.



Eclectic plantings reflect love for diverse plant groups.



Olivia Rose Austin is among Gwen's favourites.



Just some of Gwen and Ken's many plantings in 2025.

The journey has seen Gwen adopt what she calls the “Dutton Principle”, so named after Ninette Dutton who at some time wrote in *The Advertiser* that she tries a loved plant twice and if it doesn't take, she abandons it.

Today, Gwen has lost count of the number of roses she has planted since her and Ken's early favourites. Among them were *Mr Lincoln*, *Papa Meiland*, *The Buffalo Rose*, *Heritage*, *Pierre de Ronsard*, *Helmut Schmidt* and miniatures, *Sweet Chariot*, *Rise 'N' Shine*, *Irresistible* and others.

While both are very fond of *Elina*, despite the rose's tendency to spots, and a modest selection of Heritage roses, it is a bed of David Austin roses that most captivates Gwen's heart today. This bed, amid the meandering pathways and rooms of cultivars, has roses that perform outstandingly for Gwen. *Olivia Rose Austin*, *Emily Bronte*, *James L Austin*, *William and Catherine* and *Tranquillity* are among them. Gwen especially loves *Princess Anne* and *Roald Dahl*, while Ken likes tall and vigorous doers with his favourites being *The Mayor of Casterbridge*, *Graham Thomas* and *William Morris*.

Gwen said there had been disappointments, such as the sudden death of a heritage climber, *La Reine Victoria (Bourbon 1872)*, a cultivar which produced a bloom awarded the Grand Champion at the 2014 Spring Rose Show. It was replaced with the same variety but upon its death, the Dutton Principle kicked in.

After 50 years at Birksgate, Gwen said the soil is reasonably friable. Lawn clippings have gone onto the heavy clay soils as mulch, despite detractors of the practice. So too has compost—Gwen and Ken have 11 bins—yearly. Gwen fertilizes using Neutrog products.

Pests like aphids can be in abundance and occasionally black spot takes hold. Gwen admits to occasionally weakening and breaking her no chemical approach to address these, but it is the possums and parrots which on occasion leave new shoots mangled and broken that most frustrate Gwen.

In conclusion Gwen said, “...for most people, life is not a “bed of roses!” We all have our ups and downs. It does seem to me that a rose garden follows the same pattern with disappointment and frustration. Remember that roses have thorns! But when we take an early morning walk surrounded by beauty and perfume, when we wait for the miracle of the first shoots after winter, when we sit among the roses in full flower, each and every one uniquely different, then our garden is our place of peace, refuge and joy...”.

Stefanie and the grace of English roses woo us



The Long Garden at David Austin Roses



The Lion Garden view at David Austin Roses

Thoughts of the heady fragrances and multi-petalled blooms of David Austin Roses came into our homes for the March Members' Meeting, via the internet, using Zoom.

The company's International Development Manager, Stefanie Williams, spoke with us and showed images of the David Austin Roses gardens in the UK, as well pictures of cultivars being released in Australia this year. The details of these have been provided by Wagner's Rose Nursery on page 16.

Stefanie's telling of the story was inspiring: that of an Englishman, David C H Austin, known as Mr Austin, who in the 1940's developed a passion for roses and released his first rose for public sale, **Constance Spry**, in 1961. His son, David C Austin, joined the family business in 1979, ultimately taking the baton from his father, to breed classic English roses noted not only for their endurance, but the ability to flower more than once a season.

We learnt many things from Stefanie, from the basics of rose care to garden styles and other plantings complementary to David Austin Roses.

Speakers Programmer, Penelope Schulz, said this first-ever Members' Meeting using Zoom, attracted Members from throughout South Australia and interstate. It was a special opportunity embraced by members.

Noarlunga Orchids & Rose Nursery

Supporting SA Growers

180 Commercial Road, Seaford Meadows

Phone 0431 694 905

Large variety of potted roses available all year at reasonable prices

Exciting choices in the 2026 New Release Roses



© Benedetta Rusconi, Wagner's Rose Nursery

Queenie

A Bruce Brundrett rose, *Queenie's* big, globular blooms seem to vibrate with intense colour, stealing the limelight and making for a dramatic backdrop. This rose blooms in flushes. Its fragrance is described as light and its foliage, disease resistant and healthy. This is a modern rose which grows to between 120 and 150cm in height.

Wagner's

Whether buying from a nursery stocking roses or directly from a grower online, garden lovers can expect to be spoiled for choice with exciting roses released for 2026, in addition to established favourites and known top performers.

A rule of thumb if you have your heart set on buying a rose: order now!

Start preparing the area now too, digging in compost and Neutrog's *Seamungus* pellets. Some swear by applying liquid *Seamungus* too, fortnightly, in the lead-up to planting. If removing old plants, many advocate replacing the soil from elsewhere in the garden. A green crop such as Mustard, ploughed into the soil, in addition to the soil preparation regime can also help.

When selecting your roses, consider the form of the plant and leaves, in addition to the blooms.



© Benedetta Rusconi, Wagner's Rose Nursery

Ginger Treats

It's difficult to resist a fragrant rose with this name and abundant character. Its form evokes nostalgia and its colours of ginger, caramel and mustard, tinged with crimson on the outer petals, intrigue. This Bruce Brundrett rose grows to between 120 to 150cm.

Wagner's



© Benedetta Rusconi, Wagner's Rose Nursery

Forevermore

The final of the 2026 Bruce Brundrett releases, *Forevermore*, has semi-glossy green foliage, providing a foil for petals with pink, copper and apricot hues. This fragrant rose has a timeless quality. It grows to a height of 150cm.

Wagner's

1/6



© Benedetta Rusconi, Wagner's Rose Nursery

Sophie Rochas

Finely serrated petals which form large blooms and a strong fragrance distinguish this graceful Georges Delbard rose, a Hybrid Tea of ballerina pink. With a height of 60 to 80cm and vigorous, compact form, it's a useful option for mass planting, borders or a pot, and also for a vase. The fragrance has floral notes of lilac on a citrus background. ***Wagner's Exclusive***



© Benedetta Rusconi, Wagner's Rose Nursery

Thiery Marx

More than a hundred petals in each large bloom and powerful notes of lemongrass, lemon and grapefruit are hallmarks of this Georges Delbard Floribunda which grows 80 to 100cm. The blooms have a darker centre and come on strong stems with disease resistant foliage. ***Thiery Marx*** is an option for flowerbeds, borders and pots, and does well in a vase. ***Wagner's Exclusive***

Wagner's Exclusive



© Benedetta Rusconi, Wagner's Rose Nursery

Moonlight in Paris

Clustered, fully cupped soft apricot and pink coloured blooms graduating to golden hues in the centre sum up the romance of this Georges Delbard Shrub. It has rich glossy green foliage blooms which come in flushes. Its fragrance is moderate. This rose grows to 60 to 80cm.

2/6

Wagner's Exclusive



© Benedetta Rusconi, Wagner's Rose Nursery

Pompadour

Georges Delbard has produced a lushly fragrant rose in this Hybrid Tea which has large, quartered flowers, of more than 100 petals each. It has dark green disease resistant foliage and grows between 80 and 100cms. It is described as compact and floriferous, ideal for beds and pots. ***Wagner's Exclusive***



Lancelot

Bred by Christian Evers (Germany), this Shrub is an alternative to the multi-award winning **Camelot**, without its untamed climbing growth. It is a seedling from the same. **Lancelot** has mildly fragrant blooms of striking pink with dark flecks or veining. The blooms, which are 6 to 8cm across, are open doubles and they are produced in a cupped form. This rose's foliage is dark green. It grows to 150cm.

Knight's Roses Exclusive



Theodor Fontane Rose

This multi-medal winning Floribunda has vibrant orange flowers which fade to pink, producing small clusters of coral flowers. With dense petals, the flowers are rain resistant, ensuring they stand up to all weather conditions and throughout the season. The blooms are slightly fragrant. **Theodor Fontane** flowers in small clusters, against dark green glossy foliage. It's bred by Rosen Tantau and grows to about 100cms.

Knight's Roses Exclusive



Country Girl

This Rosen Tantau Shrub was voted "The Favourite" by Knight's Roses' Critiquing team. Its raspberry buds reveal pink flowers which age to a complex mix of dark pink through to apricot and ultimately buff and cream with pink edges and a yellow centre. It flowers continuously over a long period. Its leaves are medium green, glossy and resistant to disease and unfavourable weather conditions. It's a thorny rose that grows to 130cm.

Knight's Roses Exclusive

Tips for newer members whose rose journey is on the rise

There are many options to buy roses. A good relationship with a nursery, large or small, can be helpful, especially if the staff members are able to order a particular cultivar for you. Give them plenty of notice so they can source your bareroot roses and have it available for you when you want to plant (Winter). This option means you won't have to pay for freight which is applied to online purchases.

An alternative is to source roses directly from a grower, represented on these pages, but shop around online. One online retail supplier may not have all the roses you want.

Luckily for us, bareroot roses purchased from online retailers are generally regarded to be of high quality and reliable.



David Austin Roses

James Galway


Vigorous, this David Austin climber with an upright growth habit has blooms with many petals forming a slightly domed shape. It has a light to medium fragrance, described as old rose. This rose grows up to 375cm. *Wagner's*



David Austin Roses

Kew Gardens

Almost thornless and blooming, this David Austin rose has small, single flowers held on very large heads. The buds are apricot and open to white with lemon shading behind the stamens. It grows to 125cm and has a slight musk fragrance. *Wagner's*



David Austin Roses

Queen of Sweden

This long-awaited David Austin rose has little buds that open to wide, shallow, upward-facing cups. The blooms begin as soft apricot pink colour and change to pure soft pink. It has a medium myrrh fragrance and grows to 125cm. *Wagner's*



David Austin Roses

The Lark Ascending

Open cupped, loosely filled blooms of about 20 apricot nuanced petals give this David Austin rose a delicacy and grace. The rose grows to 150cm and has blooms with a light tea/myrrh fragrance. *Wagner's*

Wagner's

Pearlescent

This beauty from Meiland has a strong citrus fragrance and grows up to 140cm. It's also regarded for its continual blooming habit and hardiness. The white blooms have a blush of pink as the weather cools. *Wagner's*

4/6



© Benedetta Rusconi, Wagner Rose Nursery



Bijou

Sure to entice those who love a rose with graduated colours, **Bijou's** blooms have cream at their heart and pink edges. Bred by Rose Barni, its fragrance is strong with fruit and berry notes. It grows to 90cm.

Wagner's



© Benedetta Rusconi, Wagner's Rose Nursery

Enrico Caruso

Deep pink tones ranging from fuchsia to magenta unfold in this strongly fragrant Rose Barni bred cultivar, reputed to have superior disease resistance and being easy to care for. It grows up to 110cm.

Wagner's



© Benedetta Rusconi, Wagner's Rose Nursery

Valentine

A Grandiflora from Weeks, this rose has cream coloured blooms with coral edges. It's known for holding its colour well and having a flushing habit throughout the season. It's also good for a vase.

Wagner's



© Benedetta Rusconi, Wagner's Rose Nursery

Easy Spirit

This Floribunda from Weeks has luscious full blooms. They are lightly fragrant, white with creamy undertones and peachy nuances to their centres. It grows to 130cm.

Wagner's



© Benedetta Rusconi, Wagner's Rose Nursery

Aurora

This Grandiflora from Weeks grows to 130cm. Its blooms are classically shaped, white in the centre and with bold and vibrant pink on the petal edges. **Aurora** works well in a vase.

Wagner's



© Benedetta Rusconi, Wagner's Rose Nursery

Happy Go Lucky

A Grandiflora from Weeks, bright yellow blooms, strong fragrance and glossy medium green are features of this rose. It grows to 135cm and is regarded as a vigorous grower.

Wagner's

5/6



Bee Spicy

Australian Rose of the Year in 2024 and with a swag of other awards from the National Rose Trial Garden of Australia, this repeat blooming Kordes Floribunda grows to a height of 70cm. It has pink orange blooms and is spectacular.

Treloar's



Xenia

With upright growth to 1.2m and clusters of 12 to 15 blooms which occur throughout the season, this Kordes rose in described as elegant, maintaining a neat and compact shape. It may be a solution for smaller gardens.

Treloar's



Corazon

Another Kordes Floribunda ideal for a smaller garden, terrace, or pots, ***Corazon*** boasts abundant clusters of rounded blooms and a repeat flowering habit. It grows to 50cm and 40cm wide.

Treloar's

Baby Snow White

Yet another flowering rocket of a Floribunda from Kordes, this disease resistant rose—a signature of Kordes releases—is compact, growing to 70cm with a width of 50cm, making another ideal choice for smaller spaces. It blooms in flushes throughout the season, producing semi-double flower clusters of soft white blooms with a subtle blush.

6/6

Treloars



Lakeside Beauty

Exceptionally reliable flowering habit is the signature of this Kordes Floribunda in addition to richly blooms. It grows to 1m and with a width of 50cm, Treloars says four can be planted in a square metre.

Treloar's



Member's Pick

Summer of Love, Hybrid Tea

By Graham & Christine Douglass

It all started 32 years ago when we moved to a house on the side of a hill in Banksia Park. It didn't have much of a garden. However, we landscaped the land and ended up with 13 levels from the road to back fence. We then started planting until we reached 120 roses including five climbers.

Next came Golden Grove on a sloping block which had numerous palm trees and even more diosma bushes. Over time these were removed to enable planting of 90 roses in among 100 moss rocks. Both of these properties were on shale, need we say more!

Our next move was to a retirement village in Paradise on land which had been a market garden. Thankfully, there was no shale to contend with.



Given that we now have 20sq metres for a front garden, we decided on planting 12 roses. The biggest decision was choosing which varieties based on the previous 210 roses we had planted. We chose **Summer of Love**.

Summer of Love is a Hybrid Tea bred by Keith Zary USA. It achieved a Bronze Medal status in our National Rose Trial Garden of Australia in 2009. It was also awarded the *Hamilton Gardens New Zealand Perpetual Award* for Best Hybrid Tea Rose.

Our **Summer of Love** is a highlight of our garden being a tall (1.7m) tidy rose, providing a magnificent splash of colour. This favourite rose brings us continuous pleasure because of its abundance of blooms which are coloured similarly to a sunrise and sunset.

Summer of Love is a very good picking rose and has an excellent vase life, filling the room with its fragrance.

What will your Member's Pick rose be? Need some help?

Member's Pick provides you with the chance to share your experiences with a rose cultivar, inadvertently promoting an exchange of ideas and information—a big benefit of membership. All members—novices to seasoned rosarians—are encouraged to submit a piece for *Member's Pick*. Just ask the Editor and do a little easy research.

Website Administrator, Chris Kelly, has placed links on our website to two excellent resources that can give you the technical “low-down” on the rose you may wish to highlight. One is to Modern Roses—the official register of roses—and the other is to HelpMeFind. They are the first and second links in the Rose Resources section of the Society's website sarose.org.au. Be aware that **Modern Roses is the definitive reference for roses. Helpmefind is an adjunct and should not be used to determine classification (ie Hybrid Tea, Floribunda etc).** This is particularly important for those who exhibit roses at Rose Shows.

Fleur defies “the norm” in planting roses that thrive

“And they reckon you can’t grow roses under trees!”

Merv Trimper’s words reflected the thoughts of fellow Rambling Rosarians who, in 2021, were visiting Fleur and Allan Carthew’s garden in the Riverland for Chaffey Rose Club’s Silver Birthday celebrations. With changes for Fleur and Allan afoot, Fleur shares how she has managed growing roses in a garden sheltered by trees and shares photographs from her garden and that of Chaffey Branch President, Elly Johnson. Elly’s garden, at Paringa, is carved from land abutting the Murray River: a tranquil spot of trees, greenery and among challenges, lots of shade.

Text and photos by Fleur Carthew

I have a garden of roughly an acre in size, out in the blocks of Renmark, South Australia. When my husband first drove along the then dirt track to the house, we saw the beautiful tall mature trees and various sheds and we fell in love with it. It was a place for me to garden and it had sheds for my husband’s cars and motorbikes. The house was a secondary consideration. We have now been here 30 years and the trees have almost doubled in size—two Norfolk Island Pines plus three different eucalyptus and a least 13 other significant trees—a beautiful architectural element that is seen as you approach the property. In our hot climate, the shade these trees give is of immense benefit to us and our ease of living. Sadly, we will soon need to move into the township to live in a smaller place.

At the same time we bought the block I had really started to know David Ruston and of course his love of roses. So I started to grow roses more seriously and loved that period of about 10 or 15 years where I could indulge myself and plant whatever rose took my fancy, as I had the time, water and ground space—such heady days!

I love trees. I love roses. But to plant rose bushes under, around and near them is a challenge, and you need to be prepared to put in some extra effort.

Water and how you water are critical, both in regard to trees and roses. In my



Entrance to Elly’s, *Gunabe* on the top of cliffs.



Cymbaline



Peter Frankenfild and Sir Donald Bradman

ve under a canopy of trees in a unique landscape



On the front road looking towards Fleur and Allan's house is *Mutabilis*.



Golden Ophelia, Mrs Oakley Fischer, Sophy's Rose and Devon get morning sun.



Leonardo de Vinci and Honor under a 25m high Norfolk Island Pine.

experience, you need to give them a lot of water—deep and long watering: watering so that the trees' big roots get their water deep down in the soil and don't come to the surface to pinch it from the water that the roses need. If the trees don't get that deep watering, their roots come too close to the surface, so I try to give them an extra-long three to four hours of watering, or even overnight, well under the canopies and with a stand-alone sprinkler.


My roses get watered by an automatic sprinkler system. It's set to water one hour a week during Autumn and Winter, depending on the season. July is about the only month I am not watering. In Spring and Summer, I water twice a week but do additional waterings during heat waves. The trees get a deep watering every month in Summer and Spring and maybe only twice in Autumn and Winter. I try to balance the watering needs of two different plants which occupy the same space.

It is also worth mentioning that where your garden is situated plays a part in decisions about watering. Our place is on a sand ridge on an eastern downward slope. It is surrounded on three sides by a commercially irrigated citrus and avocado property. Thus, I "borrow" the ground water from those waterings/irrigation. The commercial trees also allow my garden to be protected from drying northerly winds and blustery westerlies.

I have found that you need to treat your rose bushes under trees with all the care that you can give them. I am a great fan of mulching and put it on heavily. I use pea straw and the water retention and weed control is worth all the effort of putting it on. Of course, fertilizing is essential.



Pierre de Ronsard at Elly's entrance.



Command Performance, at Elly's entrance.

Continued next page

Fleur defies “the norm” continued.....



A ladder resting on a gum tree gives purchase to the white rose, *Pride of Venus*.

Now I have heard that roses will not grow under gum trees. I don't know if there is any scientific evidence to back this up but we read and hear it that often that there must be something in it. I spoke to a few other members of the Chaffey Rose Club who have properties and gardens with a lot of gum trees regarding their experiences. They all try to rake up and remove excess gum leaves around their rose bushes and use those leaves elsewhere in the gardens for weed suppression. They don't use them in their compost piles—just in case there is some truth in the tale.



Seemingly dead from 50 degree heat and a blocked sprinkler, but reshooting.

When fertilizing, I have found that you just need to be careful, making sure that I use the right fertilizer for natives and roses. I grow both, interspersed around the garden and I have not lost any plants yet using the wrong fertilizer, but I am always anxious when I do it.

One downside to combining roses and trees is that the roses can become spindly if the canopy cover of the trees is too heavy. In these situations the roses struggle towards the light. Another is that trees provide the perfect landing spot for parrots to come into the garden. The rose bushes nearest the trees get the heaviest prune from the birds. However, one of the benefits of the gum trees is that they tend to have a sparse canopy which filters the sun and gives some protection from our fierce Summer sun. It's a natural shade cloth if you like.



Fleur's roses are tough, surviving a day of 50 degrees heat, better than that of her wheelbarrow tyre left in the sun.

Finally, I would like to say that in my mind the benefits of trees, gum trees or otherwise, outweigh their disadvantages. I love growing roses up trees, through trees, on old tree stumps—anywhere that gives you some height. The delight that one can get from this, with rose blooms seeming to fall down to head height from tree branches is absolutely wonderful.

Members' Meetings



Miniature Roses

7pm Tuesday, 14th April 2026

Goodman Building, Adelaide Botanic Garden

Les Johnson will share his love of Miniature Roses, showcasing different cultivars and talking about their future.



Combined Branches & Chaffey's 30th

2nd and 3rd May 2026

Renmark SA. See page 29



Special General Meeting & Roses and Numbers

7pm Tuesday, 12th May 2026

Goodman Building, Adelaide Botanic Garden

The presentation, *Roses and Numbers*, will follow the Special General Meeting. Roses and numbers just don't seem to be two words that add up when linked, do they? Merv Trimper is counting on me (a Merv type pun) to keep us guessing about how they do. Going by Merv's record of enlightening presentations, it will be enthralling.



Rose & Floral Photography Workshop

7pm Tuesday, 9th June 2026

Goodman Building, Adelaide Botanic Gardens

Bring your camera or phone, a small spray bottle with water in it and a few props like a flower, plant or fruit. Society member, Corina Gul, will guide you through the steps of taking a top picture. The workshop will be preceded by a presentation on floral photography, examining such things as the potential use of a picture, ways to best photograph a single flower, an entire plant, flower bed, garden and walks. Corina will also talk about the best conditions for floral photography and resources available.

Speaker's Programmer, *Penelope Schultz*

Autumn Cultural Notes

By Dr Tate Hancox

It's been another long dry Summer for many of us across South Australia but that hasn't stopped us! As the days grow shorter and the weather cooler, it's time to get back out into the garden.

Disease management

While many of the disease resistant varieties will still have a lovely coverage of green foliage, susceptible varieties may have lost a significant amount of foliage. Now is a good time to get out and pick up that fallen foliage and dispose of it into your green waste bins. This will help to reduce the disease load as the rains come, as well as into next season.



Go to sarose.org.au for more Autumn Cultural Notes

Transplanting roses

Just like with people, roses don't have to remain in the same location their entire lives. In fact, nearly all roses start their lives in the ground before being transplanted to their "forever homes" somewhere many kilometres to hundreds of kilometres from the nursery where they started out life. For some roses, their forever home may be temporary or semi-permanent and, for one reason or another, they need to be transplanted. This may be because they were planted in a spot in the garden where a tree later grew and provided too heavy shade or their owners decided to take them with them when they moved. Whatever the case, transplanting roses is a useful skill for rose growers.

At this time of year, you should be identifying which roses may require transplanting in the Winter. While transplanting roses can occur year-round, it is much easier and often has the greatest success when undertaken in Winter. This is because the plants have entered into a state of semi or full dormancy which is dependent on where you live. As a result, root and foliage growth has significantly slowed, as has transpiration (loss of water through the leaves and stems). This reduces the water stress the plant undergoes during the process which increases the likelihood of the plant surviving.

Transplanting roses involves the pruning of both the above and below ground structures. The above ground structure (the bush itself) should be pruned back by one half to two thirds of the original size. Using a sharp spade, the roots should be severed in a circle approximately 40–50cm from the centre of the bush. The depth of the roots that require severing will depend on the soil type, plant age, watering history, rootstock and planting technique. As a result, this can be anywhere from a couple of centimetres below the surface to over 25cm where people have deep planted. With this in

Continued next page

mind, you may need to dig down 50cm in extreme cases to sever the roots.

Once you have finished with the roots around the outer edge, the plant will need to be rocked back and forth to find any roots that have grown down rather than radially (like a spoke on a wheel). By rocking the plant, the clods of soil will usually dislodge and break free for the roots making it easier to see what you're working with. Take care not to shake or rock the plant too vigorously as you do not want to break the roots off from the base of the rootstock. Once you identify the deeper roots, these can be severed with the spade, secateurs or loppers and the plant freed from the ground.

The root system will need to be inspected once all the roots have been severed and the plant freed from the ground. You will need to look for damaged roots (e.g. snapped, torn, scraped, degloved, dead etc.) and re-cut them with sharp clean secateurs to fresh undamaged tissue. You should aim to retain a root ball that is approximately the same size as the above ground portion of the bush. Sometimes this is difficult as the roots may have been damaged more than you were hoping. In this case, it is better to retain some roots with minor damage as they are important for providing the sugars and nutrients for the first flush of growth at the beginning of the season. You should also look for root diseases and pests such as crown gall (*Agrobacterium tumefaciens*) and root-knot nematodes (*Meloidogyne* spp.). The plants can either be transplanted into their new location or soaked in some *Gogo Juice* or *Seamungus* solution for a few hours before planting.

Your prepared roses can then be planted up into their new location or into pots for temporary or long-term growing. Where you are planting directly into the ground, there is no significant difference between planting a transplanted bush to a bare root bush except the hole is larger. This is also the case when planting a transplanted rose into a pot, but the size of the pot may be greater. I highly recommend using Van Schaik's *Bio Gro* as the potting media when planting in pots. Once the roses are planted, they should be given a good soak to reduce the stress of transplanting.

Transplanted roses in pots can suffer additional stresses which must be considered before planting them out into the garden. This is because the fine, new white roots that develop after the rose has been transplanted are delicate and sensitive to disturbance. If they are planted out too early and those new roots are damaged, this can lead to the plant's demise, with no apparent reason. Therefore, you should wait until late Spring or early Summer when the plants have developed strong new root growth before planting out into their new location.

Tried and true tasks for this time of year

- Deadheading can be continued throughout the season to promote new flowers.
- Pest and disease management
- Review current planting and order your new bare root plants for planting out in the Winter.
- Have a look in the garden centre for some Winter annuals to brighten up the garden as the days get shorter and pruning is on the horizon.

Know your perfumed roses, ready to share

It's all hands on deck for the Autumn Rose Show and queries about perfumed cultivars are common, so perhaps familiarise yourself with perfumed roses recommended by the Society.

Hybrid Tea Roses

About Face
Baronne E de Rothschild
Best Friend
Blackberry Nip
Chicago Peace
Dame Elisabeth Murdoch
Double Delight
Gold Medal
Good Samaritan
Just Joey
Mister Lincoln
Mother's Love
Pope Jean Paul II
Queen Adelaide
Spirit of Peace
Sunny Sky
The Children's Rose

Floribunda Roses

Apricot Nectar
Eyes for You
FireStar
Madam President
Soul Sister

The Golden Child

Climbing Roses

Florentina Clg
Graham Thomas (S)
Guy Savoy
Nahema
Renae
The High Life

Modern Shrub and Shrub-like Roses

Abraham Darby
Ambridge Rose
Bright as a Button
Buff Beauty
Chippendale
Claire Rose
Henri Matisse
Jude the Obscure
Molineux
Munstead Wood
Paris 2000
Penelope
Princess Alexandra of Kent
Olivia Rose Austin

Sally Holmes

Scabrosa
Sophy's Rose
Troilus

Old Garden, Species and Heritage Roses

Cecile Brunner
Comte de Chambord
Crepuscule
Duchess de Brabant
Gruss an Aachen
Lady Hillingdon
Lamarque
Le Reine Victoria
Madame Hardy
Mme Isaac Pereire
Roseraie de L'Hay
Zephirine Drouhin

Miniature and Miniflora Roses

Figurine
Red Gem
Sweet Chariot

EMU PICTURES

CUSTOM PICTURE FRAMING SERVICES


10% Discount for Rose Society Members

Watercolours, Oil Paintings, Acrylics, Pastels, Charcoals, Tapestries, Cross Stitches, Photos, Prints, Posters, Certificates and Memorabilia...

We can print your own digital or phone camera pictures on Epson Photographic Papers up to A2 or 17 inch (43cm) width, ready to be framed.

Choose from the latest contemporary frame and mount styles, or traditional styles.

Best quality materials, equipment and workmanship guaranteed.



**Come and see us at 17 Broughton Avenue, Mitcham SA 5062
Phone 8272 9668 or 0404 835 657 Email emupic@bigpond.net.au**

AUTUMN ROSE SHOW



NOEL LOTHIAN HALL
HACKNEY ROAD, ADELAIDE



and

PEOPLE'S CHOICE

INTERNATIONAL ROSE GARDEN
ADELAIDE BOTANIC GARDEN



Volunteers needed for both events

People's Choice

25th to 26th April

SATURDAY NOON to 4.00pm

SUNDAY 10am to 4pm

Rose Show

26th to 27th April

SUNDAY NOON to 4.30pm

MONDAY 10am to 4pm

Show Schedule

Download the Show Schedule for set-up times, exhibitor classes and parking details at sarose.org.au News/Events or contact Chief Judge Gavin Woods gbwoods@adam.com.au or telephone Gavin on 0429 021 006 for a copy.

To volunteer please contact either

People's Choice: Merv Trimper 0407 426 519

Rose Show: Joy Johnson 0418 895 438

Further Information

Other show enquiries to Show Manager Joy Johnson joyjohnsonbruce1947@gmail.com



KNIGHT'S ROSES

Est 1963 Gawler South Australia

Seniors and Rose
Society discount
available. Thousands
of roses available to
order online, or view
our range at our
nursery

www.knightsroses.com.au

08 8523 1311

Join Chaffey Rose Club and celebrate 30 years

Chaffey Rose Club will celebrate its 30th anniversary on the 2nd and 3rd of May 2026 and members are invited to Renmark to join in a weekend of celebrations to mark the occasion. The Combined Branches Meeting, garden visits and social functions will be among them.

There will be a “meet and greet” at Riverland Sunfresh to kick off the weekend at 10am on Saturday followed by a visit to a local garden and then to Olivewood Historical where there will be time to meander in the gardens while Chaffey Rose Club holds its Annual General Meeting. Lunch will be at Olivewood before an afternoon of garden visits. The Combined Branches Meeting and 30th Birthday Dinner will be on Saturday night.

Visits to two gardens at Loxton will be held on Sunday, followed by lunch on board *The Murray River Queen* moored at Loxton Riverfront. There will be another garden visit before members head home.

Chaffey Rose Club is absorbing organising costs, afternoon teas, and lunch on Saturday. Travel, accommodation and other meals at the selected venues are at one’s own expense. A limited number of rooms have been reserved for RSSA members at the Citrus Motel, Renmark.

Council is considering the viability of organising a mini-bus, to leave Adelaide Friday morning and return late Sunday, to this event. Anyone interested should notify the RSSA’s Council Liaison with the club, Penelope Schulz, by 14th April 2026. Those interested in the mini-bus travel in addition to this should also contact Penelope. Penelope will notify you if the mini-bus is confirmed.






Wagner's
ROSE NURSERY

Great selection of potted
and bare root roses
available online

10% Discount
to Rose Society
members using
promo code
100%ROSES!




wagnersrosenursery.com.au - ph 08 87393321

Volunteers in the International Rose Garden



With Deb Curtis



Wow, what a Summer we have had! It's been way too hot and no rain. This has been sad for our gardens and the International Rose Garden (IRG) is no exception.

Our vollies have not been able to work on several Fridays due to exceptionally high temperatures post-Christmas and into February. This has impacted on how the garden looks because we have not been able to deadhead or weed. This has saddened everyone and especially the volunteers who generally take pride in presenting the roses in their best possible light for the enjoyment of the public.

There are changes happening with the yearly progressive revamp of the garden. This includes the removal of roses to prepare beds for new roses this Winter. We're all hoping the pesky bunnies will have disappeared by then so they won't all have to be fenced like last year.

The IRG vollies are now operating under the Botanic Gardens Volunteer system. We are the last section to move onto this. This includes electronic check-ins and check-outs for shifts. There have been some teething problems due to our shifts being flexible rather than fixed hours.

In the unlikely event that you are unfamiliar with the IRG and you are a Facebook user, you might like to check out the Society's Facebook page. Scroll down the posts and you can see a video which spans the breadth of the IRG. This was posted in about mid-February and it's impressive.

While Winter will soon be upon us, there is lots to do before the clouds and rains come. Most importantly, we will be preparing the roses for the ANZAC Day weekend when, in the past, people of all ages, including family groups, have visited the garden. With the Autumn Rose Show and People's Choice competition being held on this weekend, we expect it to be as busy as ever and we would welcome anyone who can help. If you have a few hours to assist on a Friday morning, please contact me.

Deborah Curtis Supervisor of Volunteers in the IRG
curtisnd@internode.on.net 0408 474 977



The Rose Society of NSW Inc. &
The National Rose Society of Australia Inc.
invite you to attend

THE
AUSTRALIAN
ROSE
CHAMPIONSHIPS
2026

Australia in Bloom

CAMDEN CIVIC CENTRE

Cnr Oxley & Mitchell Streets, Camden NSW 2570

Saturday 17th October • 10.30AM - 4.30PM

Sunday 18th October • 9AM - 4PM

FREE ENTRY • RAFFLES • TALKS & DEMOS • MARKET • PLANT SALES



For details of schedule please
contact Show Secretary

Rosalie Vine

rosalie.vine1950@gmail.com
or www.nsw.rose.org.au

Chaffey Rose Club

By Dale Kerin

Our extreme hot weather and heatwaves experienced in the Riverland this Summer has had us all trying to keep our gardens watered and surviving and it's not been an easy feat or quite successful for a lot of our plants. Quite a few have gone to plant heaven.

Our January and February outings were unable to be held as planned because of the extreme weather so our committee has been busy planning and organising Chaffey Rose Club's 30th Birthday Celebrations and the Society's Combined Branches Meeting which will be held in Renmark of the 2nd and 3rd of May 2026. Chaffey's Annual General Meeting will also be held to coincide with these.

We are hoping some of you will be able to join us in the Riverland to help us celebrate this great milestone. The fellowship of such opportunities is invaluable and we have some lovely gardens to visit over the weekend. We are asking members from other branches and Adelaide to organise their own accommodation and travel. You are also being asked to pay directly for your own meals although Chaffey Rose Club will be paying for afternoon teas, the AGM lunch, garden entry costs and event organising costs in the Riverland. Regardless, please let Penelope Schulz know if you intend on joining us. See page 29.

The Committee has also been trying to come up with an interesting program for the rest of the year for our members to participate in and enjoy.

There is good news: The Riverland Rose and Garden Festival is now able to go ahead in 2026—new committee members and helpers have come onboard and these have made it possible. The festival will be held from the 9th to the 18th October. We wish the organisers the very best and great success.

Coming Events: April 16th—visit Roy's Farm, homestead and garden; May 2nd–3rd Chaffey Rose Club's birthday Celebrations, AGM and the Society's Combined Branches Meeting; June 14th –Soup Day in Paringa.

**Newsletters of the World Federation of Rose Societies
and BAON—By Any Other Name
can be readonline at worldrose.org
Member's password 123Members2022**



South-East Branch

Text by Annie Clifford Photos by Annie Clifford and Kelly Hillstone



Cindy Bunt from *The Post & Rail*

Our February meeting was held at *The Post and Rail*, Penola, in the Tregenza Gallery. *The Post and Rail* is a café as well as a multi-faceted cooking and art school located in the historic Cobb and Co Booking Office, built in the 1850's. It is the “baby” of Society member, Cindy Bunt.

A number of members enjoyed a lovely lunch in the Gallery before the meeting began.

Among things discussed at the meeting was Penola's *Babies Garden*. This garden, adjacent to the *Penola War Memorial Hospital*, was created by the people of Penola in memory of babies who entered and touched our lives all too briefly. It was established and has been maintained by community volunteers and is a place to “pause and reflect”.

The garden is in desperate need of some tender, loving care. After a hot and dry Summer, the garden is looking very sad and neglected. After much discussion, it was decided that the South East Branch will remove the roses and totally rejuvenate the garden, starting with a working bee in March. New perfumed roses, supplied by *Wagners Rose Nursery*, will then be planted in the new carefully prepared beds in 2027.



Subtle colour but strong flavour

Following the meeting, a group of our members enjoyed a hands-on cooking class with Cindy, preparing and cooking decadent Baklava dipped in Rose Syrup.

We began by firstly removing the petals from a bucket of red roses and a bucket of pink roses (*Wagners Rose Nursery*). We added the petals to two separate saucepans of boiling water—one for the red roses and one for the pink roses. To each saucepan was added a large cup of sugar, a drizzle of honey, spices and a lemon. After boiling, we



Subtle flavour but intense colour



Karena Higgins



Rachael Gallagher and Margaret Harrington



South-East Branch President Kelly Hillstone



Jill Eckermann



Cindy Bunt and Annie Clifford



Ruby red, flavoursome and sweet—simply delicious

left the syrup to cool whilst we made the Baklava Tubes. It was interesting to note that the boiled red rose petals had a strong red colour and the pink and fragrant rose petals had little colour but a much stronger flavour. Consequently, we added some of the red syrup to the pink “to taste”. We prepared and cooked the Baklava Tubes and then dunked them in the cooled rose syrup. We then placed them on a plate and drizzled over more rose syrup. Delectable!

Our next meeting will be our AGM which will be held at The Royal Oak Hotel, Penola on the 24th May, 2026. Our guest speaker will be Brian Wagner.

“Heavenly joys await those who add a touch of rose syrup to a juicy peach...” —anonymous, 1952

Roses on Eyre

By Karen Miels



Lyn Miller's garden was a vision of colour with roses among a number of features.

Seventeen members attended the Summer meeting held at the home of Ken and Lynne Walmsley at North Shields. The roses were looking fabulous despite the hot weather and strong southerly winds, straight off the sea.

We also visited Lyn Miller's garden which is only 3 1/2 years old, but crammed with roses, salvias, cosmos and so much more—absolutely full of colour and perfumes. The garden was a blank canvas when Lyn started, downsized from a farm garden which had 300 roses. New soil was laid and despite the much smaller space, Lyn has 77 roses and is aiming for 100.

At the Walmsley's, Lynne Walmsley spoke about gardening with no sight. She started losing her sight at three years of age and is now completely blind. However, Lynne can tell the difference between night and day and proceeded to tell us the "story" of her life and how she gardens. Her favourite job is deadheading the roses—using touch to find a leaf about 20cms down the stem to cut. It works well, because the roses were looking great. She said planting a rose is

Continued next page



Lyn Miller with Ken and Lynne Walmsley in Lyn's garden.



Ken and Lynne Walmsley won 1st and 3rd in Floribundas and Lyn Miller won 2nd place.



Roses on Eyre members enjoying Lynne Walmsley's colourful garden.

Continued from previous page

easy, as they are much larger than seeds!

Lynne picks herbs from their extensive vegetable garden using her keen sense of smell. She also enjoys picking the fruit. Lynne does nearly all the cooking and housework, and knits for herself and the family.

The amazing story continued and President, Sandy McCallum, added to it, telling us about Lynne's inspired impact on the importation of heaters. It came when her daughter tipped over a heater which burnt the carpet. Lynne wondered why there was not an automatic off switch. This led the Women's Agricultural Bureau (sometimes known as WAB), where Lynne and Sandy were members, to raise the issue with Consumer affairs. As a result, no heater can be imported or sold in Australia without an automatic cut out switch. It was such an inspiring talk: Lynnes' disability does not hinder her passion for life in any way, however she points out that the support of a wonderful husband helps.

Also at the meeting, Karen Fiegert discussed tools that Lynne finds easier to use, avoiding the need to bother her husband! These comprised a smaller version of a battery-operated chain saw, pruning saw, secateurs, very light weight whipper snipper, and a leaf blower. Karen finds these tools light and easy to handle, and says they are a great asset to gardening. Sandy added to the discussion, demonstrating a "no bend" weeder.



Members meandering in Lyn Miller's lush and colourful garden.

The Club will be busy organising the stall at the Cleve Field days again, from 11th—13th August.

The next meeting is the AGM, at Cleve, on 31st May, at a venue to be advised.

Contributions from members are welcome

If you have not contributed to the Bulletin in recent years, please consider doing so. While we often run stories by seasoned rosarians, the experiences of those less confident are welcome. The Member's Pick section is a great place to start. Gather your thoughts and contact the Editor first to ensure the rose has not been covered by another member. You can write your piece, about 300 words, in a Word document or straight into an email. Take a photo and email it with the piece. When it's sent this way, as opposed to being texted, the resolution will be higher. 1MB to 10MB is ideal for the Bulletin. Post is fine.

Bulletin deadlines for 2026 and early 2027

EDITION	RESERVE SPACE BY	PROVIDE MATERIAL BY
July, August, September	9th May	25th May
October, November, December	9th August	25th August
January, February, March 2027	9th November	25th November



Ordering and Delivery

Neutrog's online store is always open

Dates and times for collection at Metropolitan and Kanmantoo sites will be provided with the confirmation of your order. A general collection date (eg late March) will be provided for regional collection points. You will be contacted by a collection coordinator to arrange collection once the delivery has been confirmed with Neutrog's carrier.

Questions regarding ordering should be referred to Neutrog or Paul (RSSA) on 0409 096 758.



BACK COVER *Enrico Caruso* by Benedetta Rusconi,
Wagner's Rose Nursery

Enrico Caruso, named after the famous Italian opera singer of the 20th Century, is a Hybrid Tea which grows up to 110cm. Its fragrance is intense and the bush is said to be incredibly strong and disease resistant.

This rose is among new releases in Australia for 2026. See pages 13 to 18.

UNIQUE, BIOLOGICALLY ACTIVATED

SUPER COMPOST



Perfect for all plant types, all year round!

Packed with nutrients, biology and humates, CHOCKABLOK improves soil structure, aeration, and moisture retention while enriching the soil with essential nutrients.

CHOCKABLOK is free from green waste, supports healthy plant growth, boosts microbial activity, and encourages earthworms.

neutrog.com.au

NEUTROG
Biological Fertilisers



Enrico Caruso